



# Goldman Sachs Stabilnego Wzrostu

Rating Analiz Online  
★★★★★

## FUND DESCRIPTION

Fund type	<b>mixed</b>	Management fee	<b>0.50%</b>
Participation unit category	<b>5</b>	Performance fee	<b>n/a</b>
Fund inception date	<b>06.12.2000</b>	Maximum distribution fee	<b>n/a</b>
Assets (30.11.2024)	<b>2 239 mln PLN</b>	SFDR Classification	<b>Article 6</b>
Participation unit value	<b>371.95 PLN</b>	Fund manager	 <b>Marcin Szortyka</b> Head of Equities   <b>Krzysztof Prus</b> Fund Manager
Benchmark	<b>35% GOPL + 35% GFPL + 30% WIG</b>		

### ABOUT THE FUND

Goldman Sachs Stabilnego Wzrostu is one of the oldest balanced funds in Poland. For more than two decades, it has enabled investors to benefit from the potential of the combination of the Polish stock and bond markets. The neutral structure of this fund's portfolio is 30% equities and 70% debt instruments (e.g. bonds).

### HOW WE MANAGE

- in stock portion (from 10% to 50% of the portfolio), we choose stocks of mainly large companies with solid fundamentals and/or very good growth prospects,
- in debt portion (from 45% to 90% of the portfolio), we invest mainly in instruments issued, guaranteed or underwritten by the State Treasury. Such instruments may account for more than 35% of the fund's assets,
- under the terms of the prospectus, we may also invest in other financial instruments, including derivatives,
- the fund is actively managed. Its purpose is not to mirror its benchmark. Its benchmark is used by us to evaluate the performance of the investment and calculate the performance fee.

### FOR WHOM

This fund is for those who:

- want to invest for no less than 3-year period,
- expect returns higher than bank deposits,
- accept a medium-low risk class,
- reckon with the possibility of fluctuations in the value of their investments, especially in the short term, including the risk of losing some of the amount invested.

**Worth to know:** you can read more about Goldman Sachs Stabilnego Wzrostu in the prospectus and key information document. We publish both documents at [www.gstfi.pl](http://www.gstfi.pl).

### INVESTMENT RISK

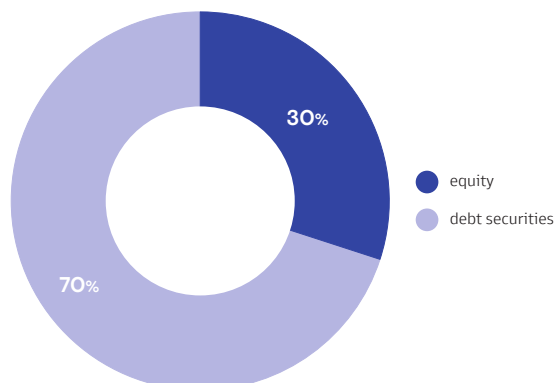


The risk profile is determined based on the methodology used in the Key Information Document (KID) and is current as at the date of this Factsheet. Historical data used to assign the risk category cannot predict the future risk profile of the fund. The fund objective does not include achieving the relevant risk category. The risk and return profile may change in the future. The lowest risk category [1] does not mean risk-free investment.

### RECOMMENDED MINIMUM INVESTMENT HORIZON



### MODEL ASSET ALLOCATION

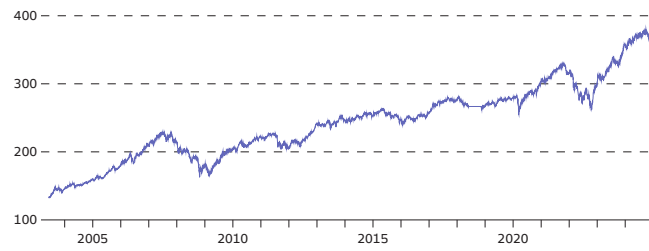


- MIXED
- EQUITY
- FIXED INCOME
- SHORT-TERM DEBT
- TARGET-DATE (PPK)
- LIFECYCLE
- ALTERNATIVE

## TOTAL RETURNS

### CHANGE IN PARTICIPATION UNIT VALUE

for the period from 05.06.2003 to 29.11.2024



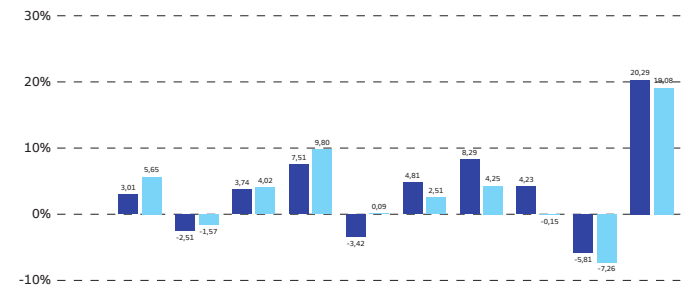
### FUND TOTAL RETURNS

% as of 29.11.2024

	1 m	3 m	6 m	12 m	36 m	60 m	120 m	from start year	max
● fund	1.38	-1.36	1.30	8.01	17.40	33.67	44.41	4.11	179.58
● benchmark	1.02	-1.06	0.35	6.79	14.05	19.58	36.19	3.93	239.99

### ANNUAL FUND TOTAL RETURNS

% for each year



	2014	2015	2016	2017	2018	2019	2020	2021	2022	2023
● fund	3.01	-2.51	3.74	7.51	-3.42	4.81	8.29	4.23	-5.81	20.29
● benchmark	5.65	-1.57	4.02	9.80	0.09	2.51	4.25	-0.15	-7.26	19.08

## PORTFOLIO PROFILE

### TOP HOLDINGS IN THE PORTFOLIO

acc. to quarterly data as of 30.09.2024

NAME	SHARE IN PORTFOLIO
Futures/Euro-Schatz Index	16.85%
DS1034	9.29%
DS1033	7.14%
PS0729	6.29%
WSO429	6.25%
PS0527	4.30%
DSO432	4.11%
PS0728	3.41%
FPC0328	2.12%
Powszechna Kasa Oszczędności Bank Polski S.A.	2.03%

### ALLOCATION OF FINANCIAL INSTRUMENTS

data as of 29.11.2024

NAME	SHARE IN PORTFOLIO
Government bonds with fixed %	63.85%
Equity	34.31%
Other (e.g. derivative instruments, margins)	14.64%
Non-government bonds with variable %	7.95%
Non-government bonds with fixed %	7.90%
Government bonds with variable %	0.68%
Cash and deposits adjusted by the balance of receivables and liabilities	-29.33%

### SECTORAL ALLOCATION

data as of 29.11.2024

NAME	SHARE IN PORTFOLIO
Finance	14.42%
Consumer companies	4.18%
Technology and Media	3.95%
Consumer staples	3.40%
Industrial companies	2.67%
Electricity	1.86%
Commodities	1.65%
Telecommunications	0.85%
Public utility companies	0.70%
Health	0.64%
Portfolio components other than stocks	65.69%

### GEOGRAPHIC EXPOSURE

data as of 29.11.2024

NAME	SHARE IN PORTFOLIO
Poland	93.70%
Hungary	2.18%
Luxembourg	1.67%
Austria	0.70%
France	0.66%
Germany	0.23%
Spain	0.19%
Portugal	0.16%
United Kingdom	0.16%
Netherlands	0.15%

### OPEN CURRENCY POSITIONS

data as of 29.11.2024

NAME	SHARE IN PORTFOLIO
PLN	92.70%
EUR	5.30%
HUF	1.69%
TRY	0.18%
other	0.12%

## GLOSSARY

---

### FUND

---

"Fund" is a common term used to describe various forms of collective investment, including "sub-funds", which are part of our umbrella funds.

### PARTICIPATION UNIT

---

The fund "issues" participation units to investors. They confirm the right to a certain part of the fund's assets and the exercise of other rights arising from participation in the fund. The value of a unit is determined by dividing the value of the fund's assets by the number of units held by all participants.

### SFDR CLASSIFICATION

---

SFDR is Regulation (EU) 2019/2088 of the European Parliament and of the Council on sustainability-related disclosures in the financial services sector. SFDR includes a system of classifying investment products into one of three categories depending on the approach to sustainability issues. In Goldman Sachs TFI, products classified in accordance with Article 6 integrate sustainability risks into the investment process, products complying with Article 8 promote environmental and social aspects, and products classified in accordance with Article 9 have as their objective sustainable investments.

Read more at: [www.gstfi.pl/o-nas/zrownowazony-rozwoj](http://www.gstfi.pl/o-nas/zrownowazony-rozwoj)

### MANAGEMENT FEES

---

A fixed management fee is the basic remuneration charged by an asset manager for managing a fund. It is set as a percentage charged on the assets of the fund under management on an annual basis. Some companies may also charge a variable fee if the conditions are met in the form of the manager achieving a certain level of performance measured in relation to a specific reference point (e.g. benchmark).

### BENCHMARK

---

A reference index that helps evaluating fund management performance. The following may serve as a benchmark: stock market index, yield of specific treasury instruments or their combinations.

### PARTICIPATION UNIT CATEGORY

---

The participation units of our funds may be available in different categories. They differ in the method and size of fees charged. The basic one is category "A", but there are also those that are sold under employee programs or individual pension accounts.

### RATING OF ANALYZY ONLINE

---

A comprehensive assessment of the fund by an independent analytical firm. The assessment consists of both quantitative parameters (e.g. effectiveness of the fund, repeatability of results, maximum capital drawdown) and qualitative parameters (e.g. the company's market position, transparency or human capital). The result of this analysis are stars (from one to five). The more of them there are, the better the quality of the fund.

### DISTRIBUTION FEE

---

This fee is the distributor's remuneration for intermediation in the sale of shares. It is set as a percentage charged on the amount deposited by investors. The amount of the distribution fee varies from distributor to distributor and usually decreases as the amount of capital paid into the fund increases.

## WANT TO KNOW MORE?



SEE PORTFOLIO  
COMPOSITION



GO TO [GSTFI.PL](http://GSTFI.PL) OR ASK  
YOUR ADVISOR

## DISCLAIMER

---

This document has been prepared by Goldman Sachs Towarzystwo Funduszy Inwestycyjnych S.A. (Goldman Sachs TFI) and is of a promotional nature. Goldman Sachs TFI has the permission of the Financial Supervision Commission to operate its business. The funds risk profile presented in this document is based on the methodology used in the document including key information. Rates of return are of a historical nature. Neither Goldman Sachs TFI, nor the fund guarantees that investment objectives will be achieved or that similar returns will be achieved in the future.

Investments in the sub-fund carry an investment risk, and participants have to take into account the risk of losing part of the investment. The individual return on investment is not identical with the investment return of the sub-fund and depends on the share value at the time of its sale and redemption by the sub-fund, and on the amount of collected handling fees and taxes due. Schedules of Fees and Charges are available at [www.gstfi.pl](http://www.gstfi.pl).

This material is not an informational document required by law, it does not contain sufficient information to make an investment decision. Information about the Investments Funds managed by Goldman Sachs TFI and their investment risks prepared in Polish are included in the Information Prospectuses available at the registered office of Goldman Sachs TFI, at [www.gstfi.pl](http://www.gstfi.pl), in the document including key information and Information for Clients of alternative investment fund available in the registered office of Goldman Sachs TFI, from Distributors and at [www.gstfi.pl](http://www.gstfi.pl) (<https://www.gstfi.pl/informacje-i-dokumenty/dokumenty-funduszy/prospekty-informacyjne>). Information related to Investors rights prepared in Polish are included in the Information Prospectuses available at the registered office of Goldman Sachs TFI, from Distributors and at [www.gstfi.pl](http://www.gstfi.pl) (<https://www.gstfi.pl/informacje-i-dokumenty/dokumenty-funduszy/prospekty-informacyjne>).

Sub-funds net asset value may be subject to high volatility because the sub-funds assets are invested in equity. The fund may invest more than 35% of its assets in securities issued, secured or guaranteed by the State Treasury.

Please note that for the purposes of the European Sustainable Finance Disclosure Regulation ("SFDR"), this product is not an Article 8 or 9 product. Please note that this material includes certain information on Goldman Sachs's sustainability practices and track record at an organizational and investment team level, which may not necessarily be reflected in the portfolio of any product(s) you invest in. Please refer to the offering documents of any product(s) prior to investment, for details on how and the extent to which the product(s) takes ESG considerations into account on a binding or non-binding basis.

Compliance code: 375536-TMPL-06/2024-2049732