

Goldman Sachs Japonia

Rating Analiz Online
★★★★★

FUND DESCRIPTION

Fund type	equity	Benchmark	none
Participation unit category	F	Management fee	0.80%
Fund inception date	23.11.2009	Performance fee	n/a
Assets (31.03.2026)	514 mln PLN	Maximum distribution fee	n/a
Participation unit value	579.46 PLN	SFDR Classification	Article 6
		Master fund	Goldman Sachs Japan Equity (former NN)

- EQUITY
- FIXED INCOME
- MIXED
- SHORT-TERM DEBT
- TARGET-DATE (PRK)
- LIFECYCLE
- ALTERNATIVE

ABOUT THE FUND

Goldman Sachs Japonia invests up to 100% of the assets in the underlying foreign fund Goldman Sachs Japan Equity (former NN). The assets of the underlying fund can be invested in companies that are registered, traded or listed in Japan.

HOW WE MANAGE

- The underlying fund is actively managed and its benchmark is MSCI Japan (NR) index. The objective of the underlying fund is not to mirror this benchmark. The underlying fund's investments may materially deviate from the benchmark,
- alongside the underlying fund, under the terms specified in the prospectus, we also have the possibility to invest assets in other financial instruments,
- in the event that, due to reasons beyond our control, investment in the master fund becomes impossible, we may invest in units of other funds providing similar investment exposure to the master fund.

FOR WHOM

This fund is for those who:

- want to invest for no less than 5-year period,
- expect high returns,
- accept a medium risk class of the fund,
- reckon with the possibility of fluctuations in the value of their investments, especially in the short term, including the risk of losing some of the amount invested.


Worth to know: you can read more about Goldman Sachs Japonia in the prospectus and key information document. We publish both mentioned documents at www.gstfi.pl.

INVESTMENT RISK

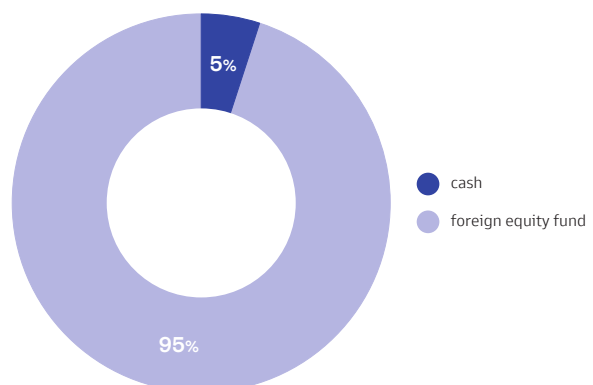


The risk profile is determined based on the methodology used in the Key Information Document (KID) and is current as at the date of this Factsheet. Historical data used to assign the risk category cannot predict the future risk profile of the fund. The fund objective does not include achieving the relevant risk category. The risk and return profile may change in the future. The lowest risk category [1] does not mean risk-free investment.

RECOMMENDED MINIMUM INVESTMENT HORIZON



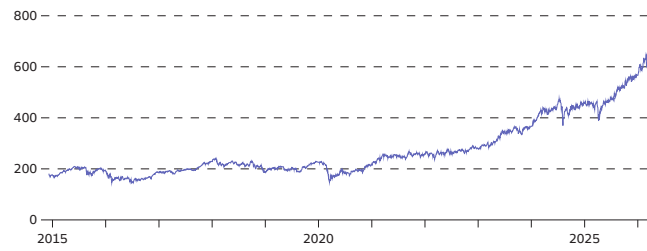
MODEL ASSET ALLOCATION



TOTAL RETURNS

CHANGE IN PARTICIPATION UNIT VALUE

for the period from 05.12.2014 to 31.03.2026



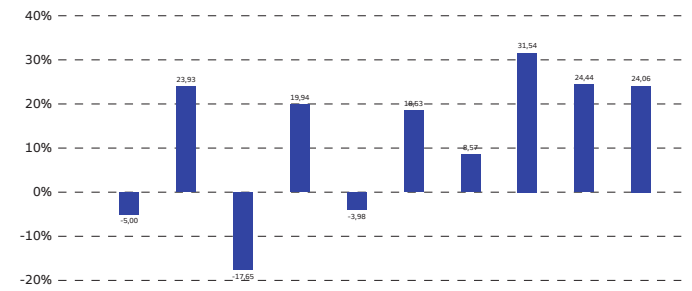
FUND TOTAL RETURNS

% as of 31.03.2026

	1 m	3 m	6 m	12 m	36 m	60 m	120 m	from start	max
● fund	-10.60	2.28	11.45	31.00	92.05	130.28	251.83	2.28	223.72

ANNUAL FUND TOTAL RETURNS

% for each year



	2016	2017	2018	2019	2020	2021	2022	2023	2024	2025
● fund	-5.00	23.93	-17.65	19.94	-3.98	18.53	8.57	31.54	24.44	24.06

PORTFOLIO PROFILE OF THE UNDERLYING FUND

TOP HOLDINGS IN THE PORTFOLIO

data as of 31.03.2026

NAME	SHARE IN PORTFOLIO
MITSUBISHI UFJ FINANCIAL GROUP INC	5.27%
TOYOTA MOTOR CORP	4.11%
SONY GROUP CORP	3.44%
Mizuho Financial Group Inc	3.31%
Sumitomo Corp	2.95%
HITACHI LTD	2.68%
TOKIO MARINE HOLDINGS INC	2.64%
ITOCHU CORP	2.22%
NEC Corp	1.98%
Terumo Corp	1.90%

SECTORAL ALLOCATION

data as of 31.03.2026

NAME	SHARE IN PORTFOLIO
Industrial sector companies	24.45%
Consumer companies	21.63%
Financial sector companies	14.48%
IT	11.81%
Pharmacy and healthcare sector companies	7.55%
Commodities	5.02%
Communications	4.50%
cash and cash equivalents	4.08%
Real estate companies	2.57%
Public utility companies	1.91%
other	2.00%

GEOGRAPHIC EXPOSURE

data as of 31.03.2026

NAME	SHARE IN PORTFOLIO
Japan	95.92%
cash and cash equivalents	4.08%

OPEN CURRENCY POSITIONS

data as of 31.03.2026

NAME	SHARE IN PORTFOLIO
JPY	100.00%

GLOSSARY

FUND

"Fund" is a common term used to describe various forms of collective investment, including "sub-funds", which are part of our umbrella funds.

PARTICIPATION UNIT

The fund "issues" participation units to investors. They confirm the right to a certain part of the fund's assets and the exercise of other rights arising from participation in the fund. The value of a unit is determined by dividing the value of the fund's assets by the number of units held by all participants.

SFDR CLASSIFICATION

SFDR is Regulation (EU) 2019/2088 of the European Parliament and of the Council on sustainability-related disclosures in the financial services sector. SFDR includes a system of classifying investment products into one of three categories depending on the approach to sustainability issues. In Goldman Sachs TFI, products classified in accordance with Article 6 integrate sustainability risks into the investment process, products complying with Article 8 promote environmental and social aspects, and products classified in accordance with Article 9 have as their objective sustainable investments. Read more at: www.gstfi.pl/o-nas/zrownowazony-rozwoj

MANAGEMENT FEES

A fixed management fee is the basic remuneration charged by an asset manager for managing a fund. It is set as a percentage charged on the assets of the fund under management on an annual basis. Some companies may also charge a variable fee if the conditions are met in the form of the manager achieving a certain level of performance measured in relation to a specific reference point (e.g. benchmark).

BENCHMARK

A reference index that helps evaluating fund management performance. The following may serve as a benchmark: stock market index, yield of specific treasury instruments or their combinations.

PARTICIPATION UNIT CATEGORY

The participation units of our funds may be available in different categories. They differ in the method and size of fees charged. The basic one is category "A", but there are also those that are sold under employee programs or individual pension accounts.

RATING OF ANALYZY ONLINE

A comprehensive assessment of the fund by an independent analytical firm. The assessment consists of both quantitative parameters (e.g. effectiveness of the fund, repeatability of results, maximum capital drawdown) and qualitative parameters (e.g. the company's market position, transparency or human capital). The result of this analysis are stars (from one to five). The more of them there are, the better the quality of the fund.

DISTRIBUTION FEE

This fee is the distributor's remuneration for intermediation in the sale of shares. It is set as a percentage charged on the amount deposited by investors. The amount of the distribution fee varies from distributor to distributor and usually decreases as the amount of capital paid into the fund increases.

WANT TO KNOW MORE?



SEE PORTFOLIO
COMPOSITION



GO TO GSTFI.PL OR ASK
YOUR ADVISOR

DISCLAIMER

This document has been prepared by Goldman Sachs Towarzystwo Funduszy Inwestycyjnych S.A. (Goldman Sachs TFI) and is of a promotional nature. Goldman Sachs TFI has the permission of the Financial Supervision Commission to operate its business. The funds risk profile presented in this document is based on the methodology used in the document including key information. Top holdings, sectoral, geographic and currency allocations, and risk ratios the data are applicable to the Goldman Sachs Japan Equity (Former NN) source fund. Rates of return are of a historical nature. Neither Goldman Sachs TFI, nor Goldman Sachs Investment Funds guarantee that funds or sub-funds investment objectives will be achieved or that similar returns will be achieved in the future.

Investments in Goldman Sachs Investment Funds carry an investment risk, and participants have to take into account the risk of losing part of the investment. The individual return on investment is not identical with the investment return of the sub-fund and depends on the share value at the time of its sale and redemption by the sub-fund, and on the amount of collected handling fees and taxes due. Schedules of Fees and Charges are available at www.gstfi.pl.

This material is not an informational document required by law, it does not contain sufficient information to make an investment decision. Information about the Investments Funds managed by Goldman Sachs TFI and their investment risks prepared in Polish are included in the Information Prospectuses available at the registered office of Goldman Sachs TFI, at www.gstfi.pl, in the document including key information and Information for Clients of alternative investment fund available in the registered office of Goldman Sachs TFI, from Distributors and at www.gstfi.pl (<https://www.gstfi.pl/informacje-i-dokumenty/dokumenty-funduszy/prospekty-informacyjne>). Information related to Investors rights prepared in Polish are included in the Information Prospectuses available at the registered office of Goldman Sachs TFI, from Distributors and at www.gstfi.pl (<https://www.gstfi.pl/informacje-i-dokumenty/dokumenty-funduszy/prospekty-informacyjne>).

All Goldman Sachs SFIO Sub-Funds net asset value may be subject to high volatility because the sub-funds assets are invested in shares of open-end investment funds or in shares of foreign funds that invest in equity or debt securities of higher risk. Goldman Sachs SFIO Sub-Funds invest all their assets in shares of foreign funds managed by an entity of the Goldman Sachs TFI group, and in shares of open-end investment funds managed by Goldman Sachs TFI.

Please note that for the purposes of the European Sustainable Finance Disclosure Regulation ("SFDR"), this product is not an Article 8 or 9 product. Please note that this material includes certain information on Goldman Sachs's sustainability practices and track record at an organizational and investment team level, which may not necessarily be reflected in the portfolio of any product(s) you invest in. Please refer to the offering documents of any product(s) prior to investment, for details on how and the extent to which the product(s) takes ESG considerations into account on a binding or non-binding basis.

Compliance code: 434468-TMPL-06/2025-2301479