


# Goldman Sachs Emerytura 2040

## FUND DESCRIPTION


|                               |                   |
|-------------------------------|-------------------|
| Fund type                     | target-date (PPK) |
| Participation unit category   | A                 |
| Fund inception date           | 29.11.2019        |
| Assets (31.03.2026)           | 678 mln PLN       |
| Participation unit value      | 18.38 PLN         |
| Minimum initial investment    | n/a               |
| Minimum subsequent investment | n/a               |
| Benchmark                     | none              |

|                          |   |
|--------------------------|---|
| Management fee           | 0.40%   |
| Performance fee          | Max. 0.1% of the net asset value of the subfund per annum, provided that a positive rate of return for a given year is achieved, higher than the reference rate specified in the Regulation issued on the basis of Article 49(13) of the Act on Employee Capital Plans (PPK). |
| Maximum distribution fee | n/a   |
| SFDR Classification      | Article 6   |

Fund manager



**Oliwer Prandecki**  
Fund Manager / Senior Analyst



**Rafał Tofilo**  
Fund Manager

### ABOUT THE FUND

Subfunds Emerytura are so-called target date subfunds designed to meet the needs of Employee Capital Plans participants. The proportion of what they invest in changes gradually over time. The longer until the date specified in the subfunds' name, the greater the weight of equity instruments (e.g. shares). Over time, their portion decreases in favour of debt instruments (e.g. bonds).

### HOW WE MANAGE

- At the initial stage of the subfund's operation, we invested up to 80% of its assets in equity instruments. As we approach the target date (2040) and beyond, even up to 100% of assets will be invested in debt instruments,
- we invest in debt and equity instruments both directly and through other Polish and foreign funds,
- the proportions between asset classes will gradually change. We will not make it dependent on the current and projected developments in the markets. What matters is how much time remains to reach the date defined in the subfund's name,
- the subfund is actively managed and has no benchmark.

### INVESTMENT RISK



The risk profile is determined based on the methodology used in the Key Information Document (KID) and is current as at the date of this Factsheet. Historical data used to assign the risk category cannot predict the future risk profile of the fund. The fund objective does not include achieving the relevant risk category. The risk and return profile may change in the future. The lowest risk category [1] does not mean risk-free investment.

### RECOMMENDED MINIMUM INVESTMENT HORIZON

|            |    |    |    |    |    |
|------------|----|----|----|----|----|
| short term | 1Y | 2Y | 3Y | 4Y | 5Y |
|------------|----|----|----|----|----|

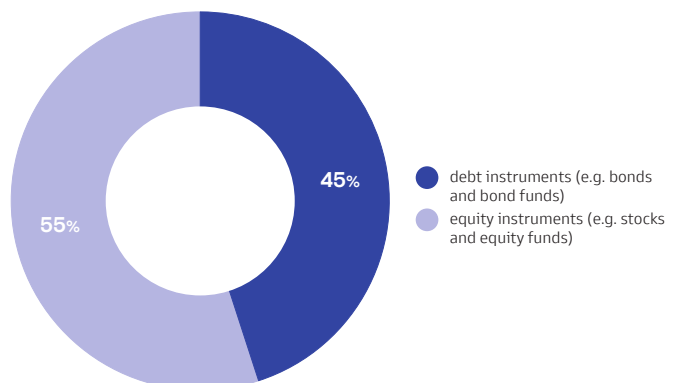
### FOR WHOM

This subfund is for those who:

- intend to terminate their investment close to the subfund's target date, i.e. in 2040. It is therefore designed for PPK participants born between 1978 and 1982,
- expect returns higher than bank deposits,
- accept a medium-low risk class of the subfund,
- reconcile with the possibility of noticeable fluctuation in the value of their investments, especially in the short term, including the risk of losing some of the amount invested.

**Worth to know:** you can read more about Goldman Sachs Emerytura 2040 subfund in the prospectus and key information document. We publish both documents at [www.gstfi.pl](http://www.gstfi.pl).

### MODEL ASSET ALLOCATION



TARGET-DATE (PPK)

EQUITY

FIXED INCOME

MIXED

SHORT-TERM DEBT

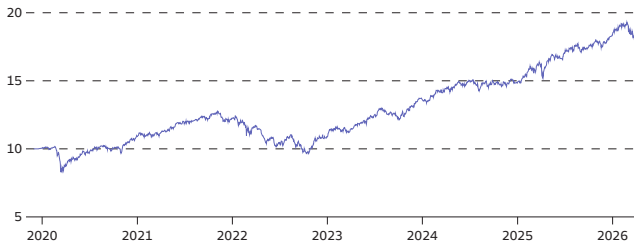
LIFECYCLE

ALTERNATIVE

## TOTAL RETURNS

### CHANGE IN PARTICIPATION UNIT VALUE

for the period from 29.11.2019 to 31.03.2026



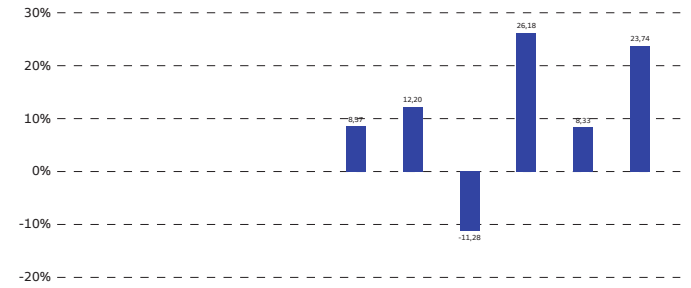
### FUND TOTAL RETURNS

% as of 31.03.2026

|        | 1 m   | 3 m  | 6 m  | 12 m  | 36 m  | 60 m  | 120 m | from start | max   |
|--------|-------|------|------|-------|-------|-------|-------|------------|-------|
| ● fund | -4.27 | 0.16 | 5.39 | 14.59 | 60.52 | 64.70 | -     | 0.16       | 83.80 |

### ANNUAL FUND TOTAL RETURNS

% for each year



|        | 2016 | 2017 | 2018 | 2019 | 2020 | 2021  | 2022   | 2023  | 2024 | 2025  |
|--------|------|------|------|------|------|-------|--------|-------|------|-------|
| ● fund | -    | -    | -    | -    | 8.97 | 12.20 | -11.28 | 26.18 | 8.33 | 23.74 |

## PORTFOLIO PROFILE

### TOP HOLDINGS IN THE PORTFOLIO

acc. to quarterly data as of 31.12.2025

| NAME  | SHARE IN PORTFOLIO |
|---|--------------------|
| SPDR MSCI World ETF (USD)                     | 8.30%              |
| HSBC MSCI World ETF (USD)                     | 8.19%              |
| Powszechna Kasa Oszczędności Bank Polski S.A. | 4.65%              |
| PS0729  | 3.96%              |
| Orlen S.A.                                    | 3.15%              |
| KGHM Polska Miedz S.A.                        | 2.99%              |
| Bank Polska Kasa Opieki S.A.                  | 2.89%              |
| LPP S.A.                                      | 2.58%              |
| Powszechny Zakład Ubezpieczeń S.A.            | 2.46%              |
| DS1033  | 2.41%              |

### ALLOCATION OF FINANCIAL INSTRUMENTS

data as of 31.03.2026

| NAME   | SHARE IN PORTFOLIO |
|--|--------------------|
| Equity   | 44.67%             |
| Government bonds with fixed %  | 20.49%             |
| Equity funds   | 16.03%             |
| Non-government bonds with fixed %  | 8.16%              |
| Non-government bonds with variable %                                     | 5.20%              |
| Cash and deposits adjusted by the balance of receivables and liabilities | 3.41%              |
| Government bonds with variable %   | 2.42%              |
| Other (e.g. derivative instruments, margins)                             | -0.38%             |

### GEOGRAPHIC EXPOSURE

data as of 31.03.2026

| NAME          | SHARE IN PORTFOLIO |
|---------------|--------------------|
| Poland        | 75.06%             |
| Global        | 16.53%             |
| Luxembourg    | 2.24%              |
| Romania       | 1.30%              |
| United States | 1.23%              |
| Hungary       | 0.87%              |
| Austria       | 0.84%              |
| Netherlands   | 0.45%              |
| Belgium       | 0.33%              |
| France        | 0.29%              |

### SECTORAL ALLOCATION

data as of 31.03.2026

| NAME                                   | SHARE IN PORTFOLIO |
|--|--------------------|
| Finance                                | 17.06%             |
| Consumer companies                     | 6.12%              |
| Electricity                            | 5.80%              |
| Industrial companies                   | 4.48%              |
| Consumer staples                       | 3.11%              |
| Technology and Media                   | 3.10%              |
| Commodities                            | 2.15%              |
| Public utility companies               | 1.26%              |
| Telecommunications                     | 0.85%              |
| Health                                 | 0.73%              |
| Portfolio components other than stocks | 55.33%             |

### OPEN CURRENCY POSITIONS

data as of 31.03.2026

| NAME  | SHARE IN PORTFOLIO |
|-------|--------------------|
| PLN   | 88.38%             |
| USD   | 7.85%              |
| EUR   | 2.77%              |
| RON   | 0.60%              |
| other | 0.40%              |

## GLOSSARY

---

### FUND

---

"Fund" is a common term used to describe various forms of collective investment, including "sub-funds", which are part of our umbrella funds.

### PARTICIPATION UNIT

---

The fund "issues" participation units to investors. They confirm the right to a certain part of the fund's assets and the exercise of other rights arising from participation in the fund. The value of a unit is determined by dividing the value of the fund's assets by the number of units held by all participants.

### SFDR CLASSIFICATION

---

SFDR is Regulation (EU) 2019/2088 of the European Parliament and of the Council on sustainability-related disclosures in the financial services sector. SFDR includes a system of classifying investment products into one of three categories depending on the approach to sustainability issues. In Goldman Sachs TFI, products classified in accordance with Article 6 integrate sustainability risks into the investment process, products complying with Article 8 promote environmental and social aspects, and products classified in accordance with Article 9 have as their objective sustainable investments.

Read more at: [www.gstfi.pl/o-nas/zrownowazony-rozwoj](http://www.gstfi.pl/o-nas/zrownowazony-rozwoj)

### MANAGEMENT FEES

---

A fixed management fee is the basic remuneration charged by an asset manager for managing a fund. It is set as a percentage charged on the assets of the fund under management on an annual basis. Some companies may also charge a variable fee if the conditions are met in the form of the manager achieving a certain level of performance measured in relation to a specific reference point (e.g. benchmark).

### BENCHMARK

---

A reference index that helps evaluating fund management performance. The following may serve as a benchmark: stock market index, yield of specific treasury instruments or their combinations.

### PARTICIPATION UNIT CATEGORY

---

The participation units of our funds may be available in different categories. They differ in the method and size of fees charged. The basic one is category "A", but there are also those that are sold under employee programs or individual pension accounts.

### RATING OF ANALYZY ONLINE

---

A comprehensive assessment of the fund by an independent analytical firm. The assessment consists of both quantitative parameters (e.g. effectiveness of the fund, repeatability of results, maximum capital drawdown) and qualitative parameters (e.g. the company's market position, transparency or human capital). The result of this analysis are stars (from one to five). The more of them there are, the better the quality of the fund.

### DISTRIBUTION FEE

---

This fee is the distributor's remuneration for intermediation in the sale of shares. It is set as a percentage charged on the amount deposited by investors. The amount of the distribution fee varies from distributor to distributor and usually decreases as the amount of capital paid into the fund increases.

**WANT TO KNOW MORE?**



[SEE PORTFOLIO  
COMPOSITION](#)



[GO TO GSTFI.PL OR ASK  
YOUR ADVISOR](#)

## DISCLAIMER

---

This document has been prepared by Goldman Sachs Towarzystwo Funduszy Inwestycyjnych S.A. (Goldman Sachs TFI) and is of promotional nature. Goldman Sachs TFI has the permission of the Financial Supervision Commission to operate its business. The funds risk profile presented in this document is based on the methodology used in the document including key information. Rates of return are of a historical nature. Neither Goldman Sachs TFI, nor the fund guarantees that investment objectives will be achieved or that similar returns will be achieved in the future.

Investments in the sub-fund carry an investment risk, and participants have to take into account the risk of losing part of the investment. The individual return on investment is not identical with the investment return of the sub-fund and depends on the share value at the time of its sale and redemption by the sub-fund, and on the amount of collected handling fees and taxes due. Schedules of Fees and Charges are available at [www.gstfi.pl](http://www.gstfi.pl).

This material is not an informational document required by law, it does not contain sufficient information to make an investment decision. Information about the Investments Funds managed by Goldman Sachs TFI and their investment risks prepared in Polish are included in the Information Prospectuses available at the registered office of Goldman Sachs TFI, at [www.gstfi.pl](http://www.gstfi.pl), in the document including key information and Information for Clients of alternative investment fund available in the registered office of Goldman Sachs TFI, from Distributors and at [www.gstfi.pl](http://www.gstfi.pl) (<https://www.gstfi.pl/informacje-i-dokumenty/dokumenty-funduszy/prospekty-informacyjne>). Information related to Investors rights prepared in Polish are included in the Information Prospectuses available at the registered office of Goldman Sachs TFI, from Distributors and at [www.gstfi.pl](http://www.gstfi.pl) (<https://www.gstfi.pl/informacje-i-dokumenty/dokumenty-funduszy/prospekty-informacyjne>).

Sub-funds net asset value may be subject to high volatility because the sub-funds assets are investePlease note that for the purposes of the European Sustainable Finance Disclosure Regulation ("SFDR"), this product is not an Article 8 or 9 product. Please note that this material includes certain information on Goldman Sachs's sustainability practices and track record at an organizational and investment team level, which may not necessarily be reflected in the portfolio of any product(s) you invest in. Please refer to the offering documents of any product(s) prior to investment, for details on how and the extent to which the product(s) takes ESG considerations into account on a binding or non-binding basis.

Compliance code: 434763-TMPL-06/2025-2301507